

12 TRIBES OF ISRAEL

coloring page

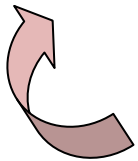


How many sons
did Jacob have?

Jacob's sons were called:

The 12

of



and



The 12

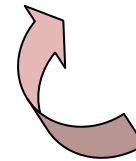
of

How many sons
did Jacob have?


Jacob's sons were called:

The 12

of



and




The 12

of


_____ 's new name

would be _____.



Genesis 32:28

Jacob's new name would be Israel.



**Sun @ www.clker.com
Angel & Jacob @
Logos Bible Clips
(Used with permission)**

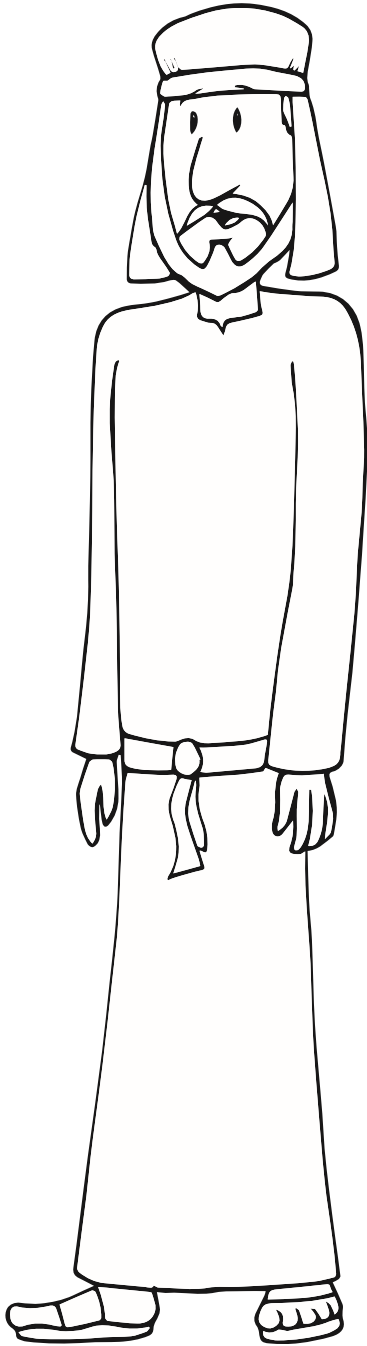
Even though this is a free printable, please respect my work, time and copyright by not sharing. Please direct others to my blog for their own free download @ <http://kidsbibledebjackson.blogspot.com/>.
Thank you, Debbie Jackson

The Sons of Jacob Coloring Sheet

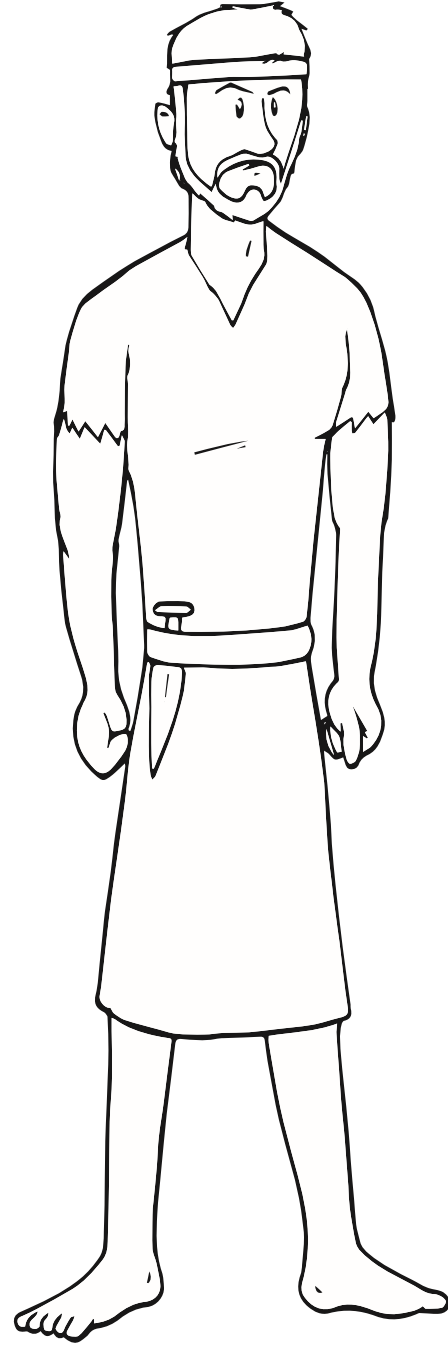


“Now the sons of Jacob were twelve: the sons of Leah were Reuben, Jacob’s firstborn, and Simeon, Levi, Judah, Issachar, and Zebulun; the sons of Rachel were Joseph and Benjamin; the sons of Bilhah, Rachel’s maidservant, were Dan and Naphtali; and the sons of Zilpah, Leah’s maidservant, were Gad and Asher. These were the sons of Jacob who were born to him in Padan Aram” (Genesis 35:22b-26).

Twelve Sons Coloring Sheets



Reuben




Simeon

Leah named her first son Reuben, which means "son." Since she bore Jacob a "son," she hoped he would love her. She named her second son "Simeon," which means "heard," because she knew God had "heard" that she was unloved and blessed her with another son (Genesis 29:32-33).

Twelve Sons Coloring Sheets




Levi



Judah

Leah named her third son Levi, which means “attached,” hoping that Jacob would become “attached” to her since she had borne him three sons. She named her fourth son Judah, which means “praise,” because she praised the Lord when He gave her a fourth son.

Twelve Sons Coloring Sheets




Dan



Naphtali

Rachel named her first child (through Bilhah) Dan, which means “judge,” because she felt God had judged her case and decided to award her a son. She named her second child (through Bilhah) Naphtali, which means “wrestled for,” due to her “wrestles” with her sister over having sons.

Twelve Sons Coloring Sheets



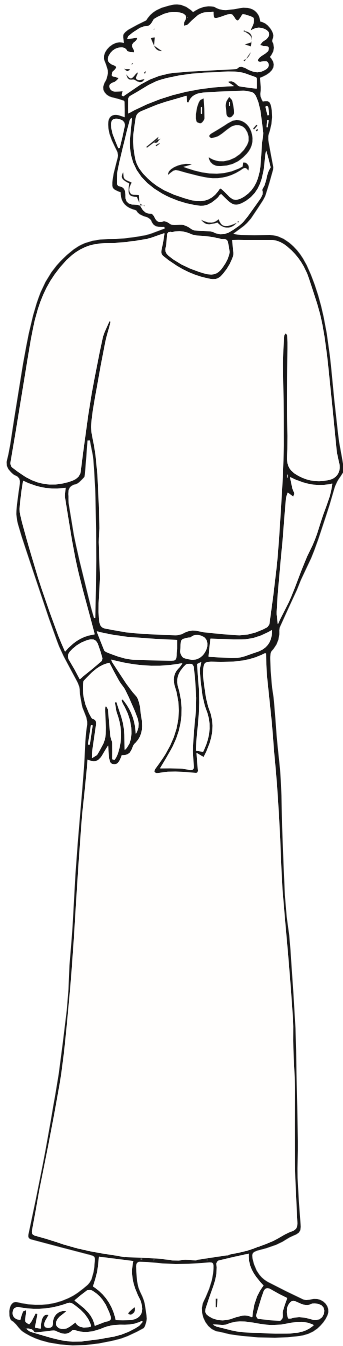
Gad




Asher

Leah named her fifth son (through Zilpah) Gad, which means “troop” or “good fortune,” because she had been blessed with so many sons. She named her sixth son (through Zilpah) Asher, which means “happy,” because she was happy that other ladies would call her blessed.

Twelve Sons Coloring Sheets



Issachar



Zebulun

Leah named her seventh son Issachar, which means “wages” or “reward,” because she felt God was blessing or paying her for giving her maid to Jacob as wife. She named her eighth son Zebulun, which means “dwelling,” because she thought Jacob would surely dwell with her now.

Twelve Sons Coloring Sheets



Joseph




Benjamin

Rachel named her third child (first child without Bilhah) Joseph, which means “He will add” as well as the idea of reproach being taken away, because she would no longer be mocked for not bearing a son, and because she hoped God would give her yet another child. She named her last child Ben-Oni (“son of my sorrow”) since she was dying while giving birth to him, but Jacob renamed him Benjamin (“son of my right hand”).

Twelve Sons Crossword Puzzle

Instructions: Fill in the crossword puzzle using the twelve names of the sons of Jacob.



- 1) Issachar 2) Levi 3) Joseph 4) Reuben 5) Judah 6) Benjamin 7) Simeon
 8) Zebulun 9) Dan 10) Naphtali 11) Gad 12) Asher



Patriarchs and The 12 Tribes Cube

Finished size measures a little over 2 inches each way.

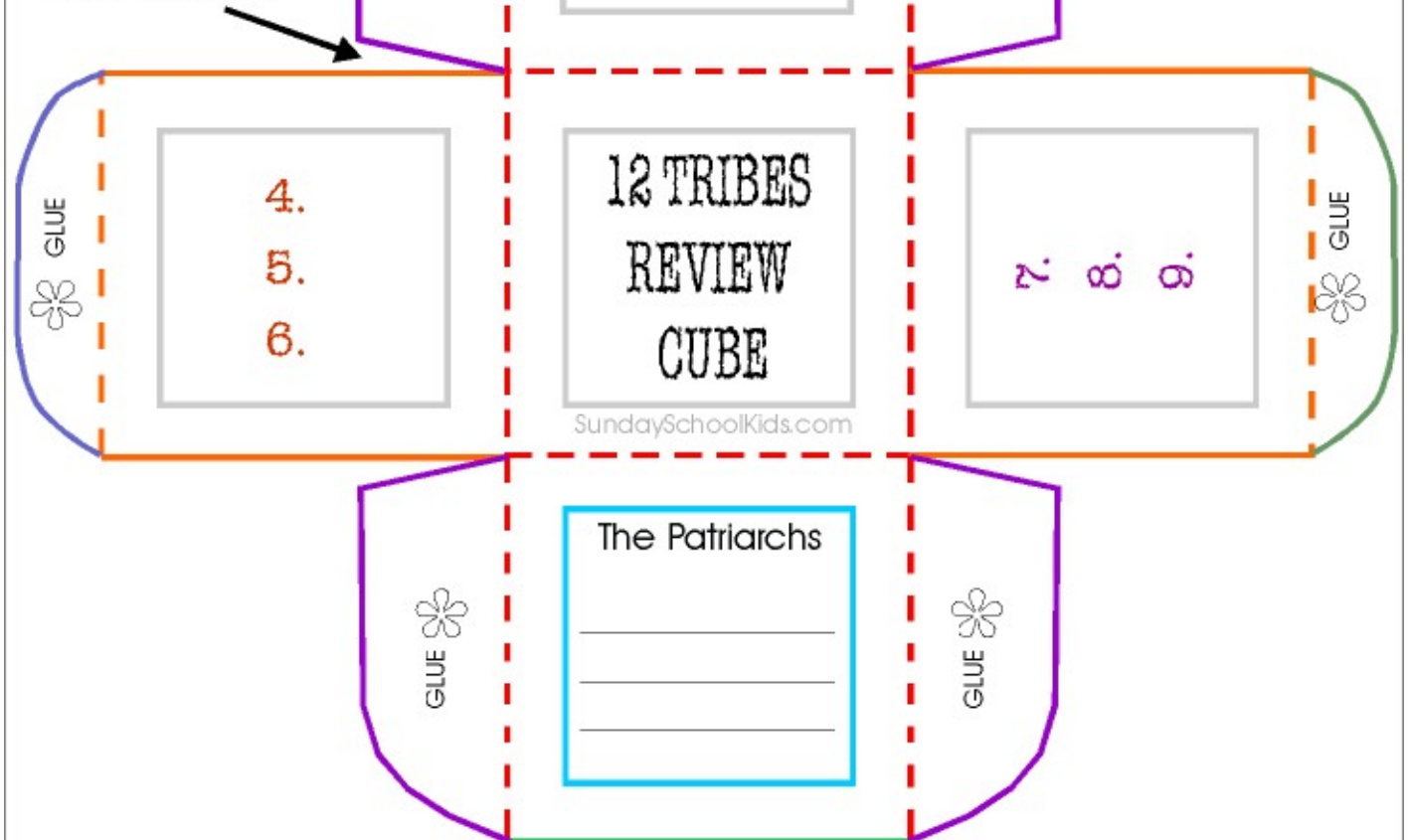
Roll the completed cube. Tell the group of names of the side that lands up!

Glue in last

Use the heaviest paper possible - or lightest cardboard your printer will take..

2. Quite easy cutting - but must be ON THE OUTSIDE SOLID LINES. (Red, green and purple)
3. Fold on all dashed lines.
4. Then glue in glue spaces.
5. Close up the cube by tucking in the glue tabs.

Cut all the way in to all the corner



Patriarchs and The 12 Tribes Cube

Finished size measures a little over 2 inches each way.

Roll the completed cube. Repeat the clusters or groups of names with their numbers of the side that lands up! The numbers are the order of their birth.

Cut all the way in to all the corner

Glue in last

Use the heaviest paper possible - or lightest cardboard your printer will take..

2. Quite easy cutting - but must be ON THE OUTSIDE SOLID LINES. (Red, green and purple)
3. Fold on all dashed lines.
4. Then glue in glue spaces.
5. Close up the cube by tucking in the glue tabs.

1. Reuben
2. Simeon
3. Levi

10. Zebulun
11. Joseph
12. Benjamin

4. Judah
5. Dan
6. Naphtali

12 TRIBES
LEARNING
CUBE

SundaySchoolKids.com

7. Gad
8. Asher
9. Issachar

The Patriarchs

Fill-in the names of The Patriarchs
Abraham
- also known as Abram
Isaac
Jacob
- became Israel

GLUE



GLUE



GLUE



GLUE



GLUE



GLUE



I am a LIGHT!



How am I different from my friends in the world?

If I love and obey God I am chosen to be a light in the world!

I don't use _____ language.

I don't look at _____ websites, books or movies.

I don't _____ others.

I DO _____ God every Sunday.

I DO _____ others.

I DO _____ God and my parents.

Hate

Worship

Love

Bad

Dirty

Obey